


How Does Kendo UI Cut Development Time?

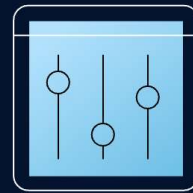
Kendo UI delivers everything you need to build modern, beautiful, responsive apps.



Decreases time-to-market

Easily add advanced UI components into your existing designs or take advantage of our comprehensive library in new design starts.

Kendo UI lets you save time by integrating components to handle all the key functionality you need in a UI, letting you focus your development efforts on your proprietary features.



Supports popular frameworks

Built from the ground up to support each framework, Kendo UI offers the best UI performance when developing with popular current technology including jQuery, Angular, React and Vue. Kendo UI drops right into your environment so you don't have to waste time on integration.



Provides advanced UI features

We give you solutions with advanced data grid components, charts, spreadsheets, schedulers, and many more. Kendo UI lets you quickly and easily add advanced functionality to your app by integrating our configurable components.

Customizable themes enable you to effortlessly deploy a consistent look and feel across your apps.



Reduces design risk

Kendo UI is a proven library that is in widespread use. Our own internal QA process coupled with world-class support teams and a large user community means that our components will always work the way they're supposed to—guaranteed.

Trusted by NASA, HP and Millions More

Uncompromised quality comes from a 15-year track record of helping millions of developers create beautiful user experiences for mission-critical applications. The same developers who built our controls will provide your support so you can deliver your projects on time. We live with your daily challenges, striving to solve them with the best products, three predictable release cycles per year and support within hours.

140K+
customers

2.1M+
developers

400+
awards

Upgrade to DevCraft

Flexible Options Matched to Your Development Needs

Telerik .NET and Kendo UI JavaScript components and Reporting and Productivity tools enable you to build modern and high-performant apps on any web, desktop or mobile platform—fast. They also come with flexible support options designed to cover your every need.

Optimize your time and budget by taking advantage of our intuitive APIs, thousands of demos with source code availability, comprehensive documentation and a full assortment of VS templates.

CHARTS AND DATA VISUALISATION

USA

REGIONS
Colorado, Connecticut, Maryland,
Michigan, Missouri, Montana, New
Jersey, Ohio, Oregon, Sputh Dakota



MARKET SHARE



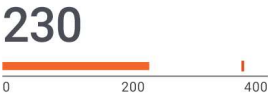
REVENUE



PROFIT



CUSTOMERS



REVENUE TRENDS



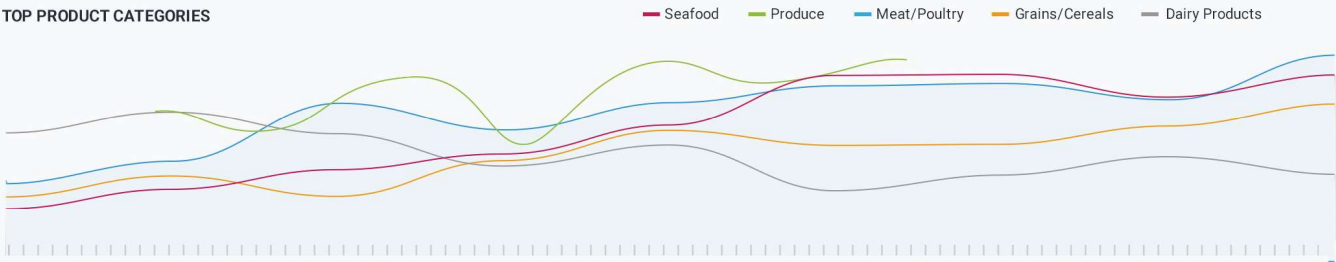
PROFIT TRENDS



CUSTOMERS TRENDS



TOP PRODUCT CATEGORIES



BUBBLE CHART

